

YLM 60 CELL

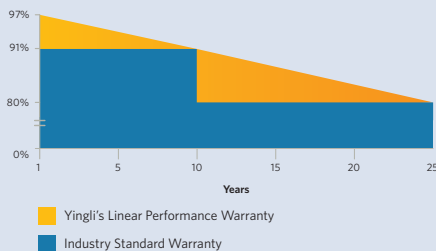


21.6%
CELL EFFICIENCY

10 YEAR
PRODUCT WARRANTY

0-5W
POWER TOLERANCE

25 Years Linear Warranty



IMPROVED POWER NEVER SETTLE FOR LESS

Choosing the best P-type monocrystalline cells, YLM series modules are making the best out of your system. Trust in the expertise of Yingli and well proven technology.



Higher Durability

The multi-busbar design can decrease the risk of the cell micro-cracks and fingers broken.



High Power Density

High conversion efficiency and more power output per square meter, by lower series resistance and improved light harvesting.



PID Resistant

Tested in accordance to the standard IEC 62804, our PV modules have demonstrated resistance against PID (Potential Induced Degradation), which translates to security for your investment.



Advanced Glass

Our high-transmission glass features a unique anti-reflective coating that directs more light on the solar cells, resulting in a higher energy yield.

Yingli Green Energy

Yingli Green Energy Holding Company Limited, known as "Yingli Solar", is one of the world's leading solar panel manufacturers with the mission to provide affordable green energy for all. Yingli Solar makes solar power possible for communities everywhere by using our global manufacturing and logistics expertise to address unique local challenges.

YLM 60 CELL

ELECTRICAL PERFORMANCE

Electrical parameters at Standard Test Conditions (STC)

| Module type | YLxxxD-30b (xxx=P _{max}) YLxxxD-30b 1500V (xxx=P _{max}) | | | | | | | | | |
|-----------------------------|--|---|--------|-------|------|------|------|------|------|------|
| | | | | | | | | | | |
| Power output | P _{max} | W | 325 | 320 | 315 | 310 | 305 | 300 | 290 | 285 |
| Power output tolerances | ΔP _{max} | W | 0 / +5 | | | | | | | |
| Module efficiency | η _m | % | 19.8 | 19.5 | 19.2 | 18.9 | 18.6 | 18.3 | 17.7 | 17.4 |
| Voltage at P _{max} | V _{mpp} | V | 33.6 | 33.5 | 33.3 | 33.1 | 32.9 | 32.7 | 32.3 | 32.1 |
| Current at P _{max} | I _{mpp} | A | 9.68 | 9.58 | 9.48 | 9.38 | 9.28 | 9.18 | 8.98 | 8.88 |
| Open-circuit voltage | V _{oc} | V | 40.1 | 39.9 | 39.7 | 39.5 | 39.3 | 39.1 | 38.7 | 38.5 |
| Short-circuit current | I _{sc} | A | 10.18 | 10.08 | 9.98 | 9.88 | 9.78 | 9.68 | 9.48 | 9.38 |

STC: 1000W/m² irradiance, 25°C cell temperature, AM1.5g spectrum according to EN 60904-3.
Average relative efficiency reduction of 3.0% at 200W/m² according to EN 60904-1.

Electrical parameters at Nominal Operating Cell Temperature (NOCT)

| Power output | P _{max} | W | 239.7 | 236.0 | 232.3 | 228.7 | 225.0 | 221.3 | 213.9 | 210.2 |
|-----------------------------|------------------|---|-------|-------|-------|-------|-------|-------|-------|-------|
| Voltage at P _{max} | V _{mpp} | V | 31.0 | 30.8 | 30.6 | 30.5 | 30.3 | 30.1 | 29.8 | 29.6 |
| Current at P _{max} | I _{mpp} | A | 7.74 | 7.66 | 7.58 | 7.50 | 7.42 | 7.34 | 7.18 | 7.10 |
| Open-circuit voltage | V _{oc} | V | 37.3 | 37.1 | 36.9 | 36.8 | 36.6 | 36.4 | 36.0 | 35.8 |
| Short-circuit current | I _{sc} | A | 8.24 | 8.16 | 8.08 | 8.00 | 7.92 | 7.84 | 7.68 | 7.59 |

NOCT: open-circuit module operation temperature at 800W/m² irradiance, 20°C ambient temperature, 1m/s wind speed.

THERMAL CHARACTERISTICS

| | | | |
|---|------------------|------|----------|
| Nominal operating cell temperature | NOCT | °C | 45 +/- 2 |
| Temperature coefficient of P _{max} | γ | %/°C | -0.39 |
| Temperature coefficient of V _{oc} | β _{Voc} | %/°C | -0.30 |
| Temperature coefficient of I _{sc} | α _{Isc} | %/°C | 0.06 |

OPERATING CONDITIONS

| | |
|---|--|
| Max. system voltage | 1000V _{oc} /1500V _{dc} |
| Max. series fuse rating * | 20A |
| Operating temperature range | -40°C to 85°C |
| Max. static load, front (e.g., snow) | 5400Pa |
| Max. static load, back (e.g., wind) | 2400Pa |
| Max. hailstone impact (diameter / velocity) | 25mm / 23m/s |

* DO NOT CONNECT FUSE IN COMBINER BOX WITH TWO OR MORE STRINGS IN PARALLEL CONNECTION

CONSTRUCTION MATERIALS

| | |
|--|--|
| Front cover (material / thickness) | low-iron tempered glass / 3.2mm |
| Cell (quantity / material / number of busbars) | 60 / monocrystalline silicon / 12 or 5 |
| Frame (material) | anodized aluminum alloy |
| Junction box (protection degree) | ≥ IP67 |
| Cable (length / cross-sectional area) | 1000mm / 4mm ² |

• Due to continuous innovation, research and product improvement, the specifications in this product information sheet are subject to change without prior notice. The specifications may deviate slightly and are not guaranteed.

• The data do not refer to a single module and they are not part of the offer, they only serve for comparison to different module types.

QUALIFICATIONS & CERTIFICATES

IEC 61215, IEC 61730, CE, ISO 9001:2015, ISO 14001:2015, BS OHSAS 18001:2007, SA 8000



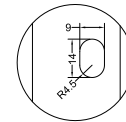
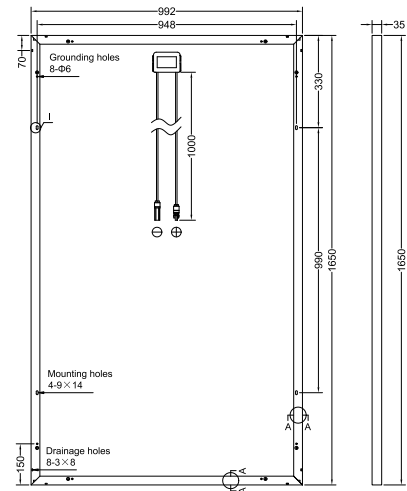
GENERAL CHARACTERISTICS

| | |
|------------------------|-----------------------|
| Dimensions (L / W / H) | 1650mm / 992mm / 35mm |
| Weight | 18.5kg |

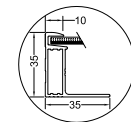
PACKAGING SPECIFICATIONS

| | |
|--------------------------------------|--------------------------|
| Number of modules per pallet | 30 |
| Number of pallets per 40' container | 28 |
| Packaging box dimensions (L / W / H) | 1700mm / 1120mm / 1140mm |
| Box weight | 588kg |

Unit: mm



DETAIL I



SECTION A-A



Warning: Read the Installation and User Manual in its entirety before handling, installing and operating Yingli Solar modules.

Yingli Partners:

Yingli Green Energy Holding Co., Ltd.

service@yingli.com

Tel: +86-312-2188055

YINGLISOLAR.COM

